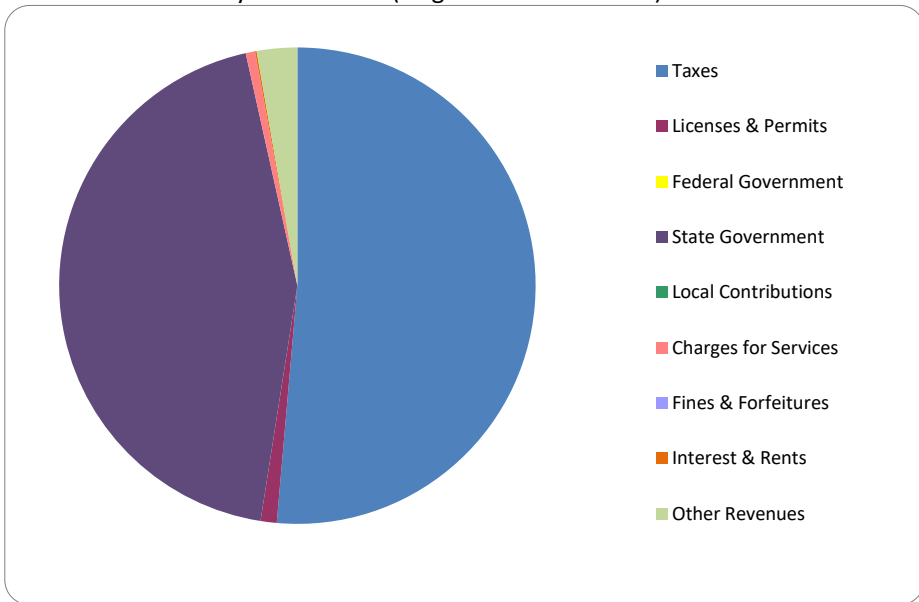


**CITIZEN'S GUIDE TO LOCAL UNIT FINANCES - Village of Benzonia (405694)**

**REVENUES**

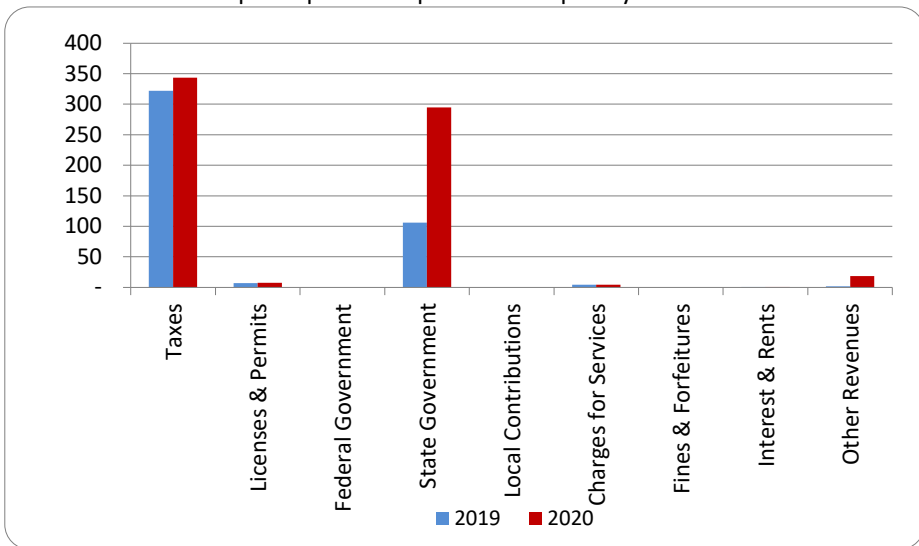
**1. Where our money comes from (all governmental funds)**



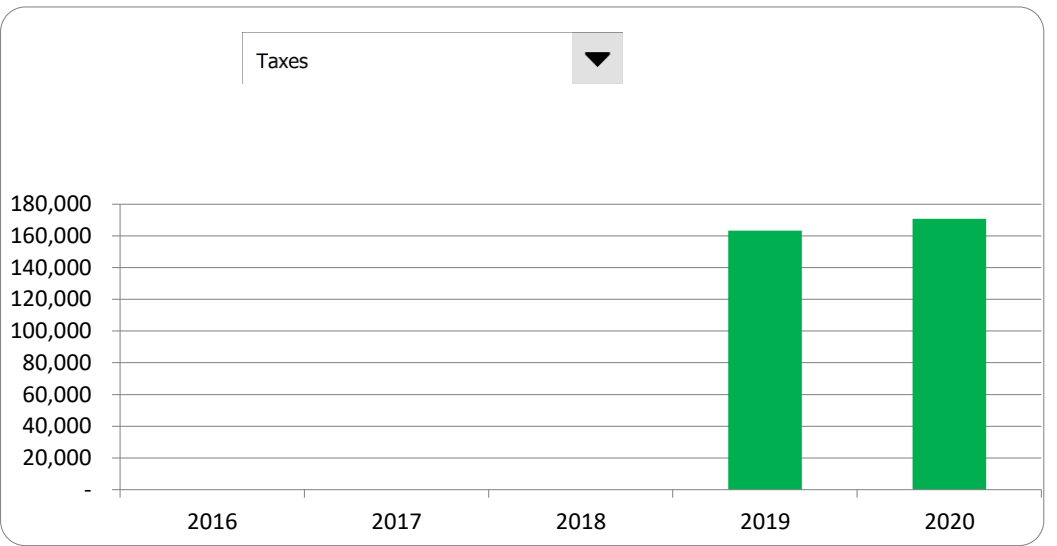
**2. Compared to the prior year**

	<u>2019</u>	<u>2020</u>	<u>% change</u>
Taxes	\$ 163,247	\$ 170,793	4.62%
Licenses & Permits	3,532	3,628	2.72%
Federal Government	-	-	N/A
State Government	53,660	146,390	172.81%
Local Contributions	-	-	N/A
Charges for Services	2,021	2,113	4.55%
Fines & Forfeitures	-	-	N/A
Interest & Rents	356	356	0.00%
Other Revenues	855	9,114	965.96%
<b>Total Revenues</b>	<b>\$ 223,671</b>	<b>\$ 332,394</b>	<b>48.61%</b>

**3. Revenue sources per capita - compared to the prior year**



**4. Historical trends of individual sources**



**Commentary:**

For more information on our unit's finances, contact Maridee Cutler at 231-882-9981.